



Interreg (2014-2020)

Europe, North-West Europe
Grande Région

Territorial Challenges and Strategies

“Séminaire de présentation Interreg”

MDDI, 21/03/2016

Sabine Stölb

Christiane Fortuin



LE GOUVERNEMENT
DU GRAND-DUCHÉ DE LUXEMBOURG
Ministère du Développement durable
et des Infrastructures

Département de l'aménagement
du territoire



- to adress major European challenges
- to contribute to change in the respective fields
- core question:

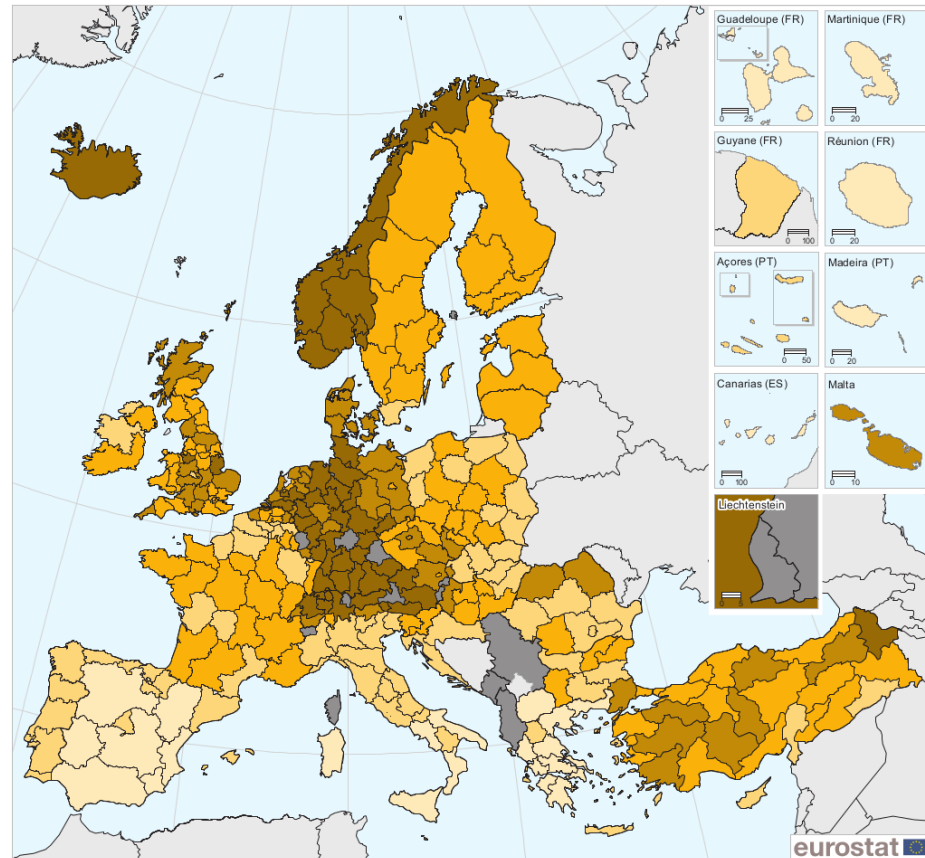
What change do you want to contribute to?



Regional disparities

European Policy:
Cohesion Policy/
Structural and
Investment funds/
Interreg 

Youth unemployment rate, persons aged 15–24, by NUTS level 2 region, 2014 ⁽¹⁾
(%)



(%)
EU-28 = 21.9

< 10
10 – < 15
15 – < 25
25 – < 50
> = 50
Data not available

Administrative boundaries: © EuroGeographics © UN-FAO © Turkstat
Cartography: Eurostat — GISCO, 05/2015

⁽¹⁾ Oberfranken (DE24), Schwaben (DE27), Saarland (DEC0), Chemnitz (DED4), Leipzig (DED5), Guadeloupe (FR91), Martinique (FR92), Guyane (FR93) and Réunion (FR94): 2013. Niederbayern (DE22) and North Eastern Scotland (UKM5): 2012. Data for several regions have low reliability (too numerous to document).
Source: Eurostat (online data code: [lfst_rflu3rt](#))



Competitiveness:

Eurostat, Regional competitiveness index: 'the ability to offer an attractive and sustainable environment for firms and residents to live and work'.

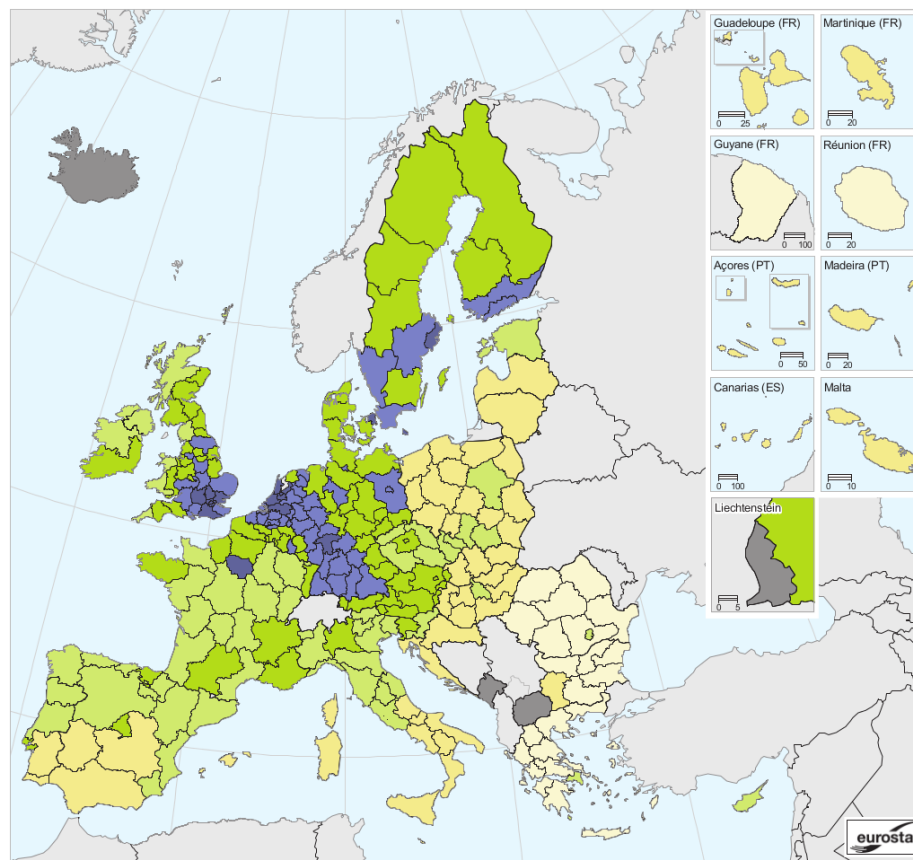
European Policy:

Cohesion Policy/ Structural
and Investment funds/



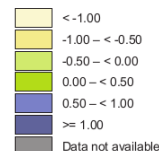
EU2020 Strategy

Regional competitiveness index, by NUTS 2 regions, 2013 (*)
(EU-28 = 0)

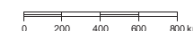


(EU-28 = 0)

EU-28 = 0



Administrative boundaries: © EuroGeographics © UN-FAO © Turkstat
Cartography: Eurostat — GISCO, 04/2014



(*) Chemnitz (DED4), Leipzig (DED5), Emilia-Romagna (ITH5), Marche (ITI3), Cheshire (UKD6) and Merseyside (UKD7): estimates based on the NUTS 2006 classification.

Source: European Commission (Joint Research Centre and Directorate-General for Regional and Urban Policy)



A common European strategy, adopted in 2010 as reaction to the financial and economic crisis.

3 thematic priorities:

SMART GROWTH

Economy based
on knowledge &
innovation

GREEN GROWTH

Resource
efficient, greener
and more
competitive
economy

INCLUSIVE GROWTH

High-
employment
economy
delivering social
and territorial
cohesion

Gaphik: JS Interreg Europe

➤ Mobilising existing EU instruments:

Cohesion Policy



& other financing instruments



The 5 targets for the EU in 2020

(translated into national targets)

smart

1. Employment

75% of the 20-64 year-olds to be employed

2. R&D

3% of the EU's GDP to be invested in R&D

sustainable

3. Climate change and energy sustainability

greenhouse gas emissions 20% (or even 30%, if the conditions are right) lower than 1990

20% of energy from renewables

20% increase in energy efficiency



inclusive

4. Education

Reducing the rates of early school leaving below 10% at least 40% of 30-34-year-olds completing third level education

5. Fighting poverty and social exclusion

at least 20 million fewer people in or at risk of poverty and social exclusion

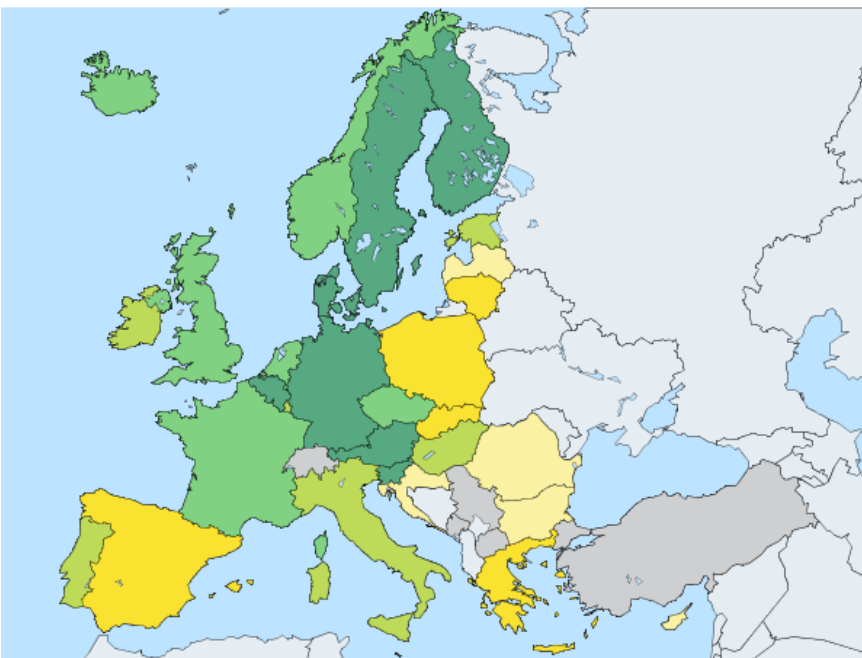
Smart Growth



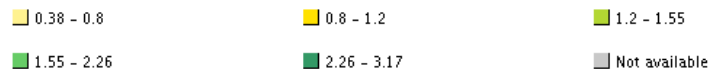
LE GOUVERNEMENT
DU GRAND-DUCHÉ DE LUXEMBOURG

Gross domestic expenditure on R&D (GERD)

% of GDP - 2014



Legend

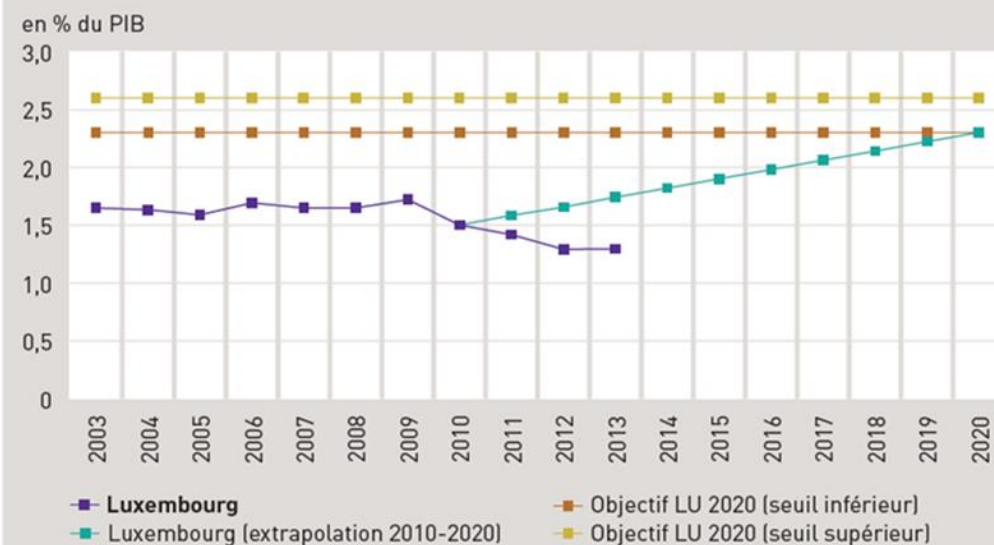


Minimum value:0.38 Maximum value:3.17

Source of Data Eurostat

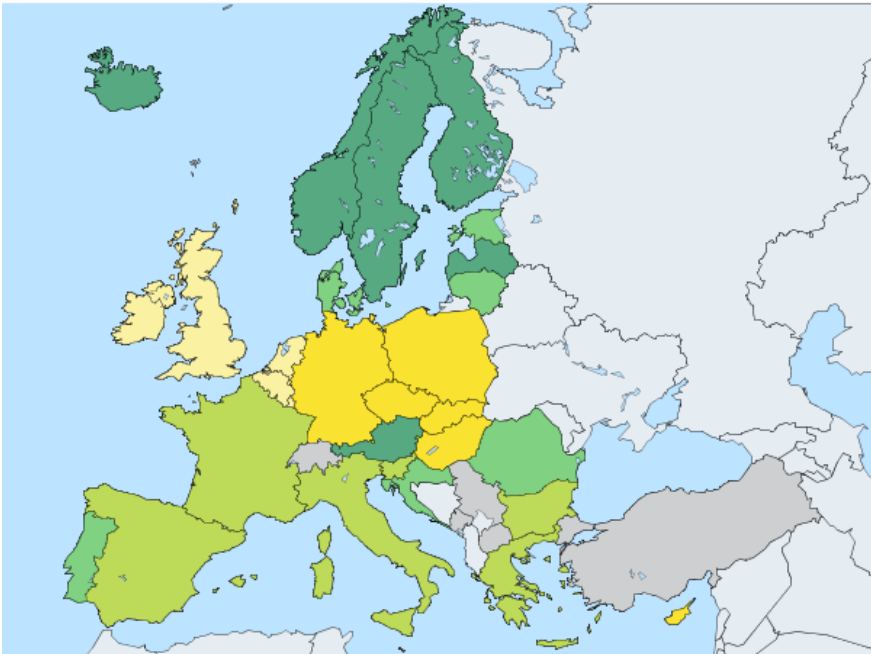
Graphik: Ministry for Economy

Figure 6
Dépense intérieure brute de R&D (DIRD)²¹





Share of renewable energy in gross final energy consumption
% - 2014



Legend

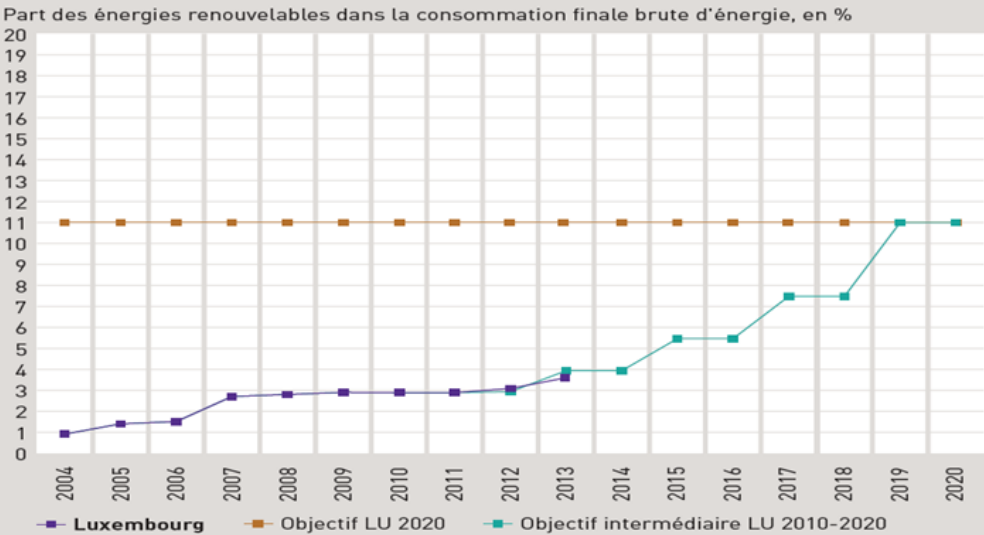
4.5 - 8.6	8.6 - 13.8	13.8 - 21.9
21.9 - 29.2	29.2 - 77.1	Not available

Minimum value:4.5 Maximum value:77.1

Source of Data European Environment Agency

Graphik: Ministry for Economy

Figure 16
Part des énergies renouvelables dans la consommation finale brute d'énergie²⁹



Inclusive Growth

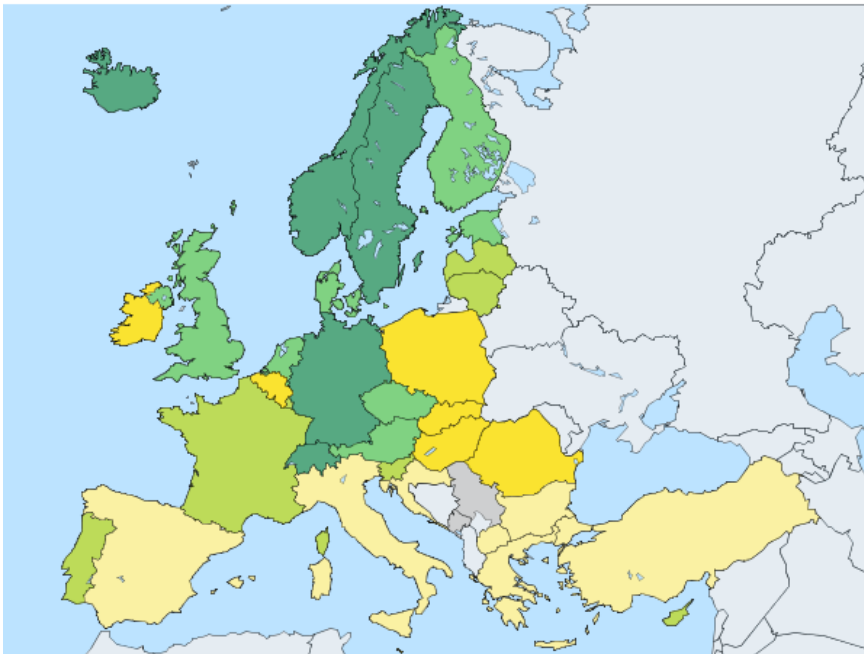


LE GOUVERNEMENT
DU GRAND-DUCHÉ DE LUXEMBOURG

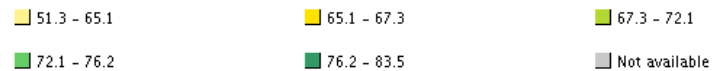
Employment rate age group 20-64

% - 2014

Total/Total



Legend



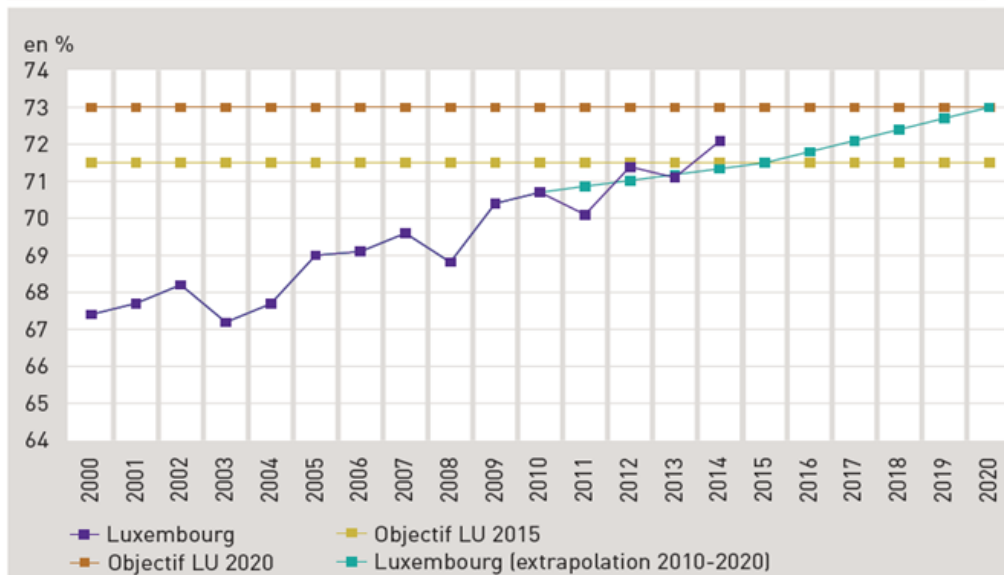
Minimum value: 51.3 Maximum value: 83.5

Source of Data Eurostat

Graphik: Ministry for Economy

Figure 21

Taux d'emploi des personnes âgées de 20 à 64 ans³¹





National Conclusions of the report 2016 for Luxembourg:

Good results:

- employment rate
- energy efficiency
- school leavers
- proportion of diplomas in secondary education

Additional efforts needed:

- investment in R&D,
- reduction of greenhouse gas emissions
- renewable energies
- reduction of poverty





European Territorial Cooperation



Interreg EUROPE

(interregional
cooperation)

Interreg North-West Europe

(transnational
cooperation)

Interreg Greater Region

(cross-border
cooperation)

Networks

- INTERACT
- ESPON
- URBACT

What is Interreg?



- Interreg** = European Territorial Cooperation Programmes (ETC), part of the Structural Funds (since more than 25 years).
- What for?** *for a more cohesive and competitive Europe*
- overcome borders as barriers for development,
 - contribute to the reduction of disparities and contribute to economic, social and territorial cohesion (Art. 174 Treaty for Europe).
 - contribute to the implementation of the EU2020 strategy for smart, sustainable and inclusive growth).
- How?** By offering European regions support to learn from each other and to jointly develop solutions.
- What topics?** Themes and topics connected with smart, sustainable, inclusive growth (11 Thematic Objectives), depending on the needs of the cooperation area.

3 Cooperation areas for Luxembourg



LE GOUVERNEMENT
DU GRAND-DUCHÉ DE LUXEMBOURG

Interreg Grande Région



Interreg North West Europe



Interreg Europe

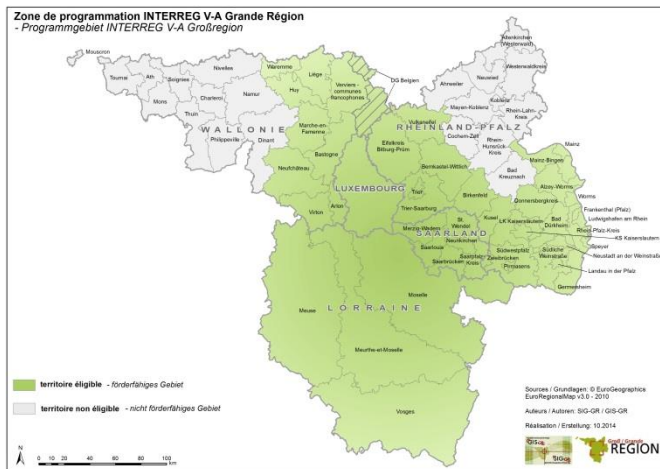


3 different expectations towards cooperation



LE GOUVERNEMENT
DU GRAND-DUCHÉ DE LUXEMBOURG

Interreg Grande Région



To overcome border-obstacles, tackle common challenges in border regions

Interreg North West Europe



To contribute to an integrated territorial development

Interreg Europe



To reinforce the effectiveness of cohesion policy (and other policies)

Challenges: as addressed by EU2020 Strategy

Programme strategy:

Improve the implementation of regional development policies and programmes, in particular programmes for Investment for Growth and Jobs and, where relevant, ETC programmes.

Thematic focus:





- Challenge 1: Boosting knowledge flows
- Challenge 2: SMEs innovative capabilities
- Challenge 3: Resource and materials efficiency
- Challenge 4: Energy security and supply
- Challenge 5: Vulnerability to climate change events
- Challenge 6: Inclusion

Strategy: transnational cooperation the field of

- Innovation
- Low Carbon
- Material and Ressource Efficiency

Enjeux au niveau de l'espace de coopération de la Grande Région:

- Changement démographique
- Une mobilité professionnelle transfrontalière très élevée
- Une consommation élevée de ressources naturelles
- Des territoires plus vulnérables et affectés par l'effet frontière
- Une hétérogénéité de la situation économique au sein de la Grande Région



Stratégie:

- Favoriser l'emploi sur le marché du travail grand-régional en soutenant l'éducation, la formation et la mobilité
- Encourager un développement territorial équilibré, durable et intégré de la Grande Région
- Renforcer la compétitivité de la Grande Région par la recherche, l'innovation et le soutien aux entreprises



Interreg Europe

Improve... policies ..., in the field of research and innovation infrastructure and capacities

.....that support the delivery of innovation by actors in regional innovation chains in areas of “smart specialisation” and innovation opportunity.

... supporting SMEs in all stages of their life cycle to develop and achieve growth and engage in innovation

Interreg North-West

To enhance innovation performance of enterprises throughout NWE regions

Interreg Grande -Région

Renforcer les coopérations transfrontalières dans le domaine de la R+I en vue de faire de la Grande Région un territoire d'excellence.

Favoriser les capacités d'innovation des acteurs économiques au service de la compétitivité de la Grande Région.

Renforcer la présence des PME de la Grande Région sur les marchés étrangers



Interreg Europe

Improve... policies
...addressing the
transition
to a low-carbon
economy.

Improve... policies ...in
the field of the
protection and
development of natural
and cultural heritage.

Improve... policies
...aimed at increasing
resource-efficiency,
green growth and eco-
innovation
and environmental
performance
management

Interreg North-West

To facilitate the implementation
of low-carbon, energy and
climate protection strategies to
reduce GHG emissions in NWE.

To facilitate the uptake of low
carbon technologies, products,
processes and services in sectors
with high energy saving
potential, to reduce GHG
emissions in NWE.

To facilitate the implementation
of transnational low-carbon
solutions in transport systems to
reduce GHG-emissions in NWE

To optimise (re)use of material
and natural resources in NWE

Interreg Grande -Région

Améliorer l'offre en matière de
mobilité durable pour faciliter le
déplacement des travailleurs
frontaliers et des apprenants

Atteindre un état de
conservation favorable du
milieu naturel

Renforcer la valorisation
culturelle et touristique du
patrimoine

Réduire l'impact
environnemental dans le cadre
du développement économique
et territorial de la Grande
Région



Interreg
Europe

Interreg
North-West

Interreg
Grande -Région

Augmenter l'employabilité et faciliter l'accès à l'emploi frontalier.

Améliorer l'offre concertée en matière de soins et de prévention.

Améliorer l'offre transfrontalière de services et d'équipements socialement inclusifs.



- post 2015 development programme
- For a new global partnership: towards the eradication of poverty and the transformation of economies through sustainable development
- 17 sustainable development goals
- Many of those goals do match the objectives of the Interreg programmes or in other words, the Interreg programmes do contribute to the sustainable development goals.



Merci fir Är Opmierksamkeet!

